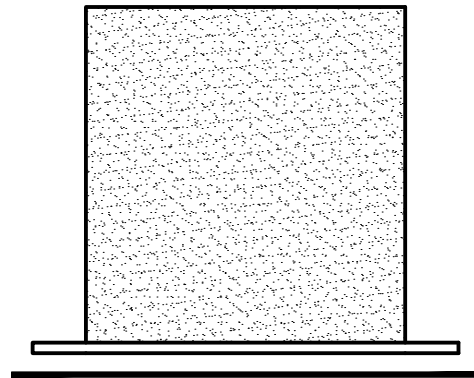
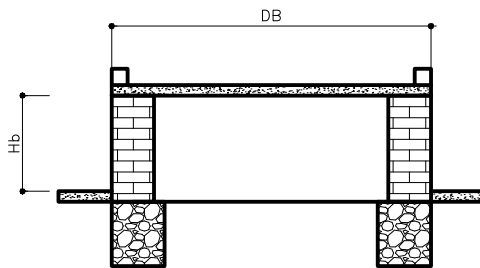


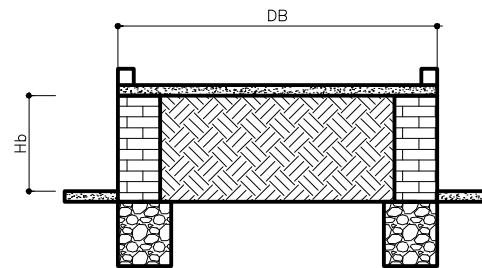
DETALHE - CUBA
(VER DIMENSÕES NA PRANCHA 06/07)



RAD - VISTA LATERAL DA BASE



RAD - COM PAREDE CENTRAL DE TRAVAMENTO



RAD - SEM PAREDE CENTRAL DE TRAVAMENTO

NOTA:

- A FACE EXTERNA DA BASE DE ALVENARIA DEVE SER REBOCADA E RECEBERÁ COMO ACABAMENTO, CHAPISTO TRAÇO 1:3 - PENEIRADO.